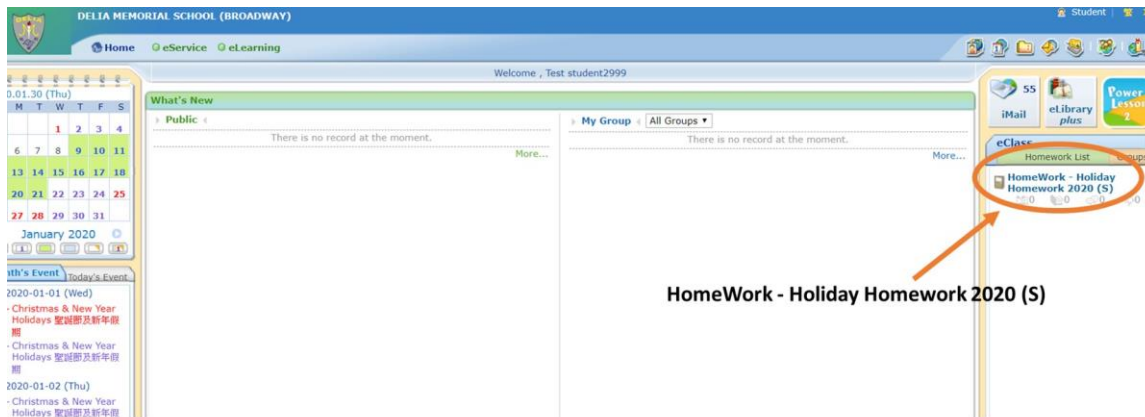
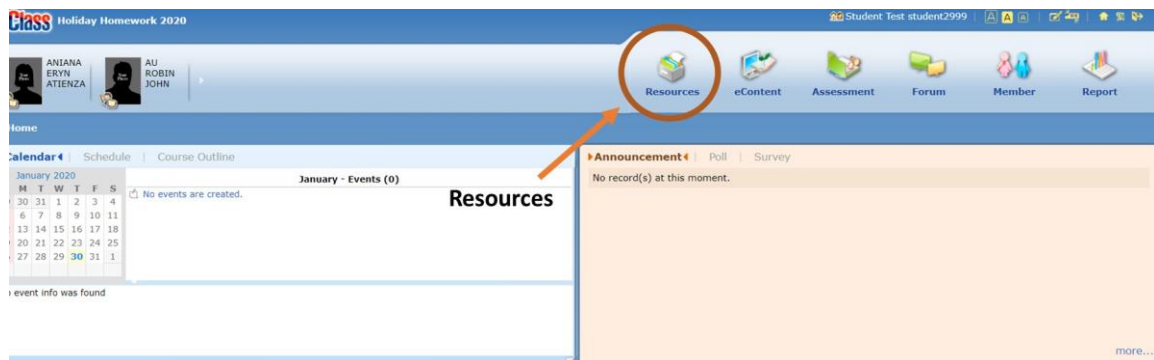


Procedure for obtaining the eLearning Materials and Assignments from eClass:

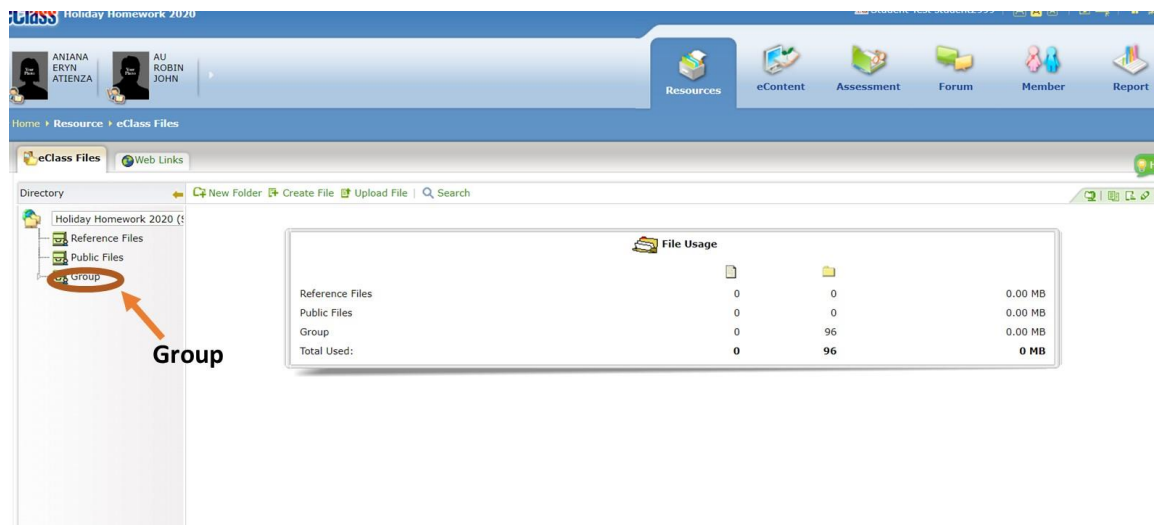
1. Login eClass*
2. Click eClass Class Room (**HomeWork - Holiday Homework 2020**)



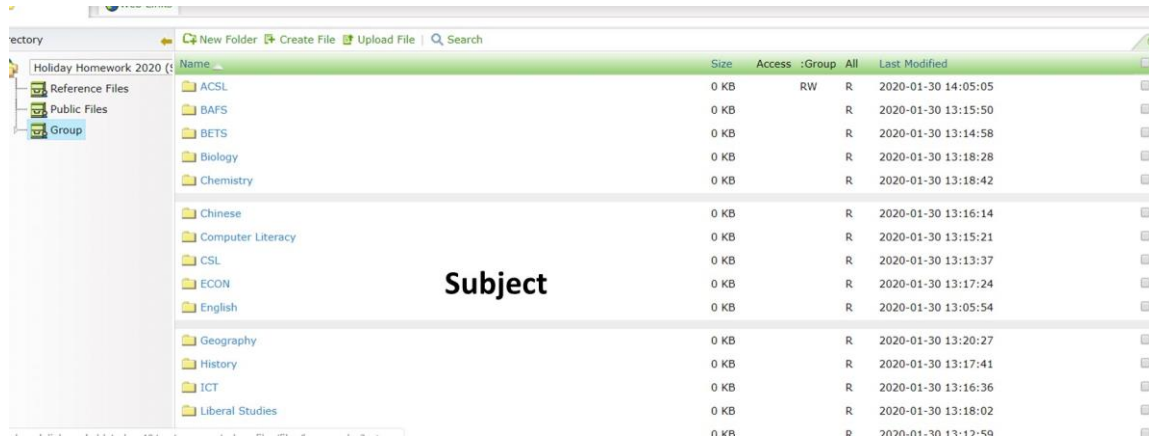
3. Click "Resources"



4. Click "Group"



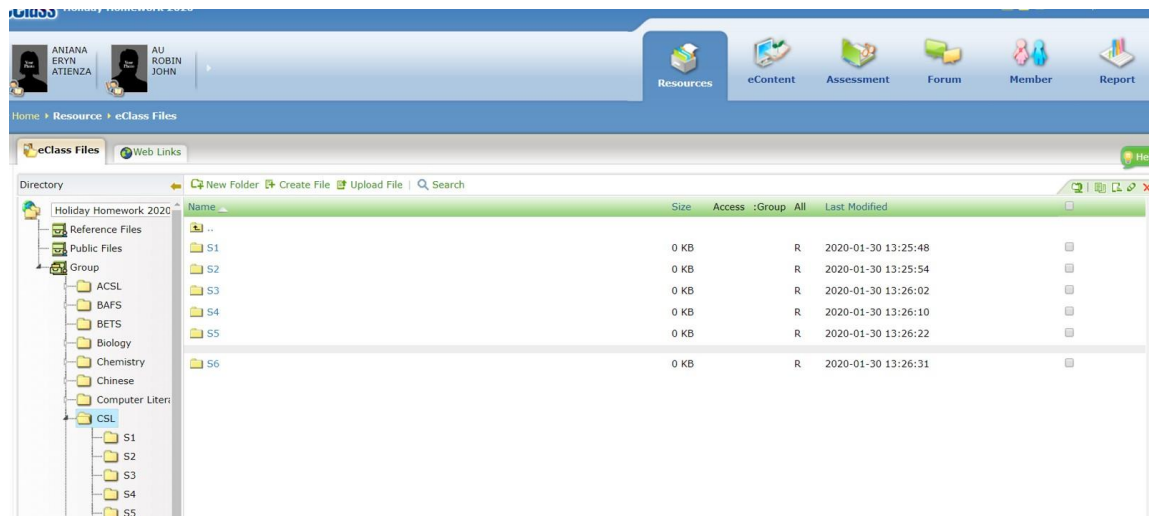
5. Select "subject"



The screenshot shows a file directory window with a tree view on the left and a table of files on the right. The tree view shows a path: Holiday Homework 2020 > Public Files > Group. The table lists various subject folders, each with a size of 0 KB, access permissions, and a last modified date. The word "Subject" is overlaid in the center of the table.

Name	Size	Access	Group	All	Last Modified
ACSL	0 KB	RW	R		2020-01-30 14:05:05
BAFS	0 KB		R		2020-01-30 13:15:50
BETS	0 KB		R		2020-01-30 13:14:58
Biology	0 KB		R		2020-01-30 13:18:28
Chemistry	0 KB		R		2020-01-30 13:18:42
Chinese	0 KB		R		2020-01-30 13:16:14
Computer Literacy	0 KB		R		2020-01-30 13:15:21
CSL	0 KB		R		2020-01-30 13:13:37
ECON	0 KB		R		2020-01-30 13:17:24
English	0 KB		R		2020-01-30 13:05:54
Geography	0 KB		R		2020-01-30 13:20:27
History	0 KB		R		2020-01-30 13:17:41
ICT	0 KB		R		2020-01-30 13:16:36
Liberal Studies	0 KB		R		2020-01-30 13:18:02

6. Select "Form"



The screenshot shows the eClass interface. At the top, there are user avatars for ANIANA ERIN ATIENZA and AU ROBIN JOHN. Below them are navigation icons for Resources, eContent, Assessment, Forum, Member, and Report. The main content area shows a breadcrumb trail: Home > Resource > eClass Files. Below this is a file directory window showing a tree view with the path: Holiday Homework 2020 > Public Files > Group > CSL. The table lists folders S1 through S6, each with a size of 0 KB, access permissions, and a last modified date.

Name	Size	Access	Group	All	Last Modified
S1	0 KB		R		2020-01-30 13:25:48
S2	0 KB		R		2020-01-30 13:25:54
S3	0 KB		R		2020-01-30 13:26:02
S4	0 KB		R		2020-01-30 13:26:10
S5	0 KB		R		2020-01-30 13:26:22
S6	0 KB		R		2020-01-30 13:26:31

7. Find the eLearning Materials and Assignments from there.

*Remark:

For those who forget the password of eClass, please send the request to the following email: bwit@deliabw.edu.hk. Please state your name, class, no. and student ID:dbwxxxxxxx. If possible, please attach a photo of your student ID Card.